

Student's Name _____

Teacher's # _____ Branch _____

Score: _____ (Check one): *passed* _____ *needs more study* _____

Total Perfect Score = 100 Passing Score = 70 (70%) Convention Eligibility = 80 (80%)

Keyboard
2

Certificate of Merit



Musical Knowledge Examination

Keyboard: Level 2

2005 Edition

1. Name each interval: 2nd, 3rd, 4th, 5th, 6th, 7th, or 8th (octave). (7 points)

A musical staff with two staves. The first staff contains a treble clef and a key signature of one sharp (F#). The second staff contains a bass clef and a key signature of one sharp (F#). The intervals shown are: a 3rd (C4 to E4), a 4th (C4 to F4), a 5th (C4 to G4), a 6th (C4 to A4), a 7th (C4 to B4), and an octave (C4 to C5).

3rd
Example

2. Name each Major key signature. (5 points)

A musical staff with two staves, no sharps or flats.

C Major
Example

A musical staff with two staves, two sharps (F# and C#).

A musical staff with two staves, three sharps (F#, C#, G#).


A musical staff with two staves, two flats (Bb and Eb).

A musical staff with two staves, one flat (Bb).


A musical staff with two staves, three sharps (F#, C#, G#).

3. Add the sharps (#) or flats (b) needed to form the following scales. (5 points)


A Major




A minor, harmonic form




F Major



Bb Major



E Major

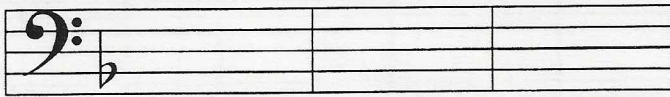



4. Name each triad. Tell if it is Major or minor. (10 points)






C Major
(example)




5. Draw the primary triads for the following keys. (6 points)

F Major	G Major
	
<div style="display: flex; justify-content: space-around; width: 100%;"> I IV V </div>	<div style="display: flex; justify-content: space-around; width: 100%;"> I IV V </div>

6. Match these terms with the primary triads in the key of C Major. (3 points)

a. Tonic		F Major triad
b. Subdominant		G Major triad
c. Dominant		C Major triad





7. Label with Roman numerals the triads in the following examples. (4 points)

C Major	D Major	F Major
		
<div style="display: flex; justify-content: space-around; width: 100%;"> <u> V </u> <u> I </u> </div> (example)	<div style="display: flex; justify-content: space-around; width: 100%;"> <u> </u> <u> </u> </div>	<div style="display: flex; justify-content: space-around; width: 100%;"> <u> </u> <u> </u> </div>



8. Match the cadence name with the Roman numerals. (3 points)

a.	IV	I	_____ Half cadence
b.	I	V	_____ Authentic cadence
c.	V	I	_____ Plagal cadence

14. Write the meaning of each word or sign. (7 points)

- a. *tenuto* () _____
- b. *diminuendo* () _____
- c. *vivace* _____
- d. *mezzo forte* (*mf*) _____
- e. *andante* _____
- f. *staccato* () _____
- g. *fermata* () _____

15. Match these items with the correct meaning or sign. (12 points)

- A. *ritardando* (*rit*) _____ gradually louder
- B. *allegro* _____ medium soft
- C. *ff* _____ play one octave higher
- D. *a tempo* _____ moderate tempo
- E. *ppp* _____ fast tempo (cheerfully, happy)
- F. slur _____ gradually slowing
- G. *crescendo* () _____ return to original tempo
- H. *moderato* _____ very, very soft
- I. accent () _____ sforzando: sudden sharp accent
- J. *mp* _____ very loud
- K. *8va* - - - - _____ louder, stressed, marked
- L. *sfz* _____ play legato

16. Answer these questions about the music above. Put a check (✓) on the line in front of your answer. (4 points)

- a. In what Major key is this music written? ___ D Major
___ G Major
___ C Major
- b. The music in measures 2 and 3 is best described as ___ ritardando
___ repetition
___ sequence
- c. Study the treble clef notes in measures 5, 6 and 7.
The pattern formed by the notes is best described as ___ diminuendo
___ repetition
___ sequence
- d. How many ties appear in this piece? ___ none
___ two
___ five
___ seven

17. Name the boxed chords in these measures. Tell if each is Major or minor. (example: C Major) (4 points)

measure 1	___	_____
measure 3	___	_____
measure 5	___	_____
measure 7	___	_____

18. Are the boxed chords from question 17 primary triads? (1 point)

___ yes
___ no

19. Name the circled intervals (2nd, 3rd, octave, etc) in the following measures. (4 points)

___ measure 2
___ measure 4
___ measure 6
___ measure 8

EAR TRAINING EVALUATION

This is your Level 2 ear training evaluation. Listen to each question and its musical example. Circle your answer. Each example will be played two times. (9 points)

1. Major



minor



2. Legato touch

Staccato touch

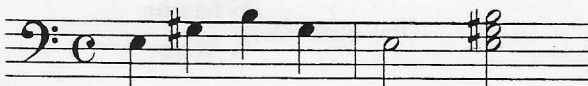
3. Major




minor



4. Major



minor




5. Second



Sixth



6. Third



Seventh



7. A.



B.



8. A.



B.



9. Piano to Forte

Forte to Piano